

My Kid Scoop™

Vol. 5 No. 2

© 2006 by Vicki Whiting, Editor


Jeff Schinkel, Designer/Illustrator

My name: _____


Learning Buddies: Spell your child's first name, using the lines to write large letters. Use an uppercase letter for the first letter in the name and lowercase letters to spell the rest. Have your child trace the letters with a finger, crayon or pencil.

Count and Circle

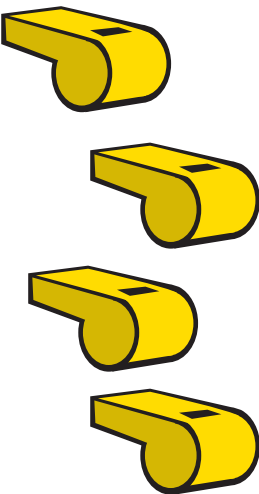
Circle the number that tells how many in each box.



3 4 5 6



6 7 8 9



4 5 6 7



My Rhyme Time

Five crispy waffles
Cooking in a pan,
Flip them and toss them
And catch them if you can!

My Letters

W is for **Waffle**
w is for **waffle**




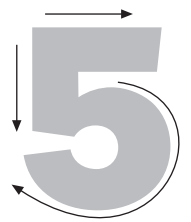
Learning Buddies: Read the two phrases aloud. Have your child read with you. Trace the uppercase and lowercase letter **W**. Say the letter as you trace it.

How many words or pictures can you find on this page that have the sound that the letter **W** makes in the word **waffle**?

My Numbers

How many  ?
waters

How many  ?
waffles



Learning Buddies: Trace and say the number. Read the questions. Touch and count to find the answers.

My Sentence

Learning Buddies: Read the first part of the sentence aloud. Ask your child to think of a way to finish the sentence. Write your child's words in the lines. Read the entire sentence to your child while pointing out that reading is done from left to right. Older children may want to trace all or some of the letters in the sentence.



My waffle is _____



Sunday

Letter Identification

With your child, look through the newspaper to find pictures of things that start with the same sound as the letter **W** in **waffle**.

Learning Buddy Sign Here

I have completed _____ activities with my Learning Buddy.

Monday

Math Play

Point to the number **5** in the newspaper. Have your child say the number and trace the number **5**s that are large enough.

Tuesday

Big W, Little w

With your child, look at one page of the newspaper. Say, "The big **W**, called **uppercase W**, is looking for his little brother (sister) called **lowercase w**. Let's see how many big **W**, little **w** matches we can find."

Wednesday

What happened?

With your child look at a photo or drawing in the newspaper. Ask your child to tell you what is happening in the picture. Then ask what things happened **before** the picture was taken. What happened **after**?

Thursday

Who, What, Where, When

Have your child find a picture he/she likes in the newspaper. Look at the picture for 15 seconds. Then cover it and ask your child to tell you what he/she remembers about the picture.

Friday

What's that word?

Ask your child to point to a word in the newspaper. Read the word aloud to your child. Ask questions about the word you are reading together. For example, if the word is **car**, ask, "Do we have a car? What color is our car?"

Saturday

Wiggle Word

Come up with a word that will be the **Wiggle Word**. Choose a common word such as **the**, or **it**. Then, read some words from the newspaper. Tell your child to listen for the Wiggle Word and to jump up and wiggle when he/she hears it.

Learning Buddies!

My Kid Scoop comes out once a week, but you can use the newspaper every day to prepare your child for success in school. Each daily activity focuses on a specific learning readiness skill.

Step by Step Success 1. Read the activity instruction aloud. 2. Show how to do the activity by doing it yourself first. 3. Ask your child to copy what you do.

Learning Buddy's signature _____

Date _____